


Remotely Manage Solar Production...




Perform Thermal Asset Monitoring




- Identify damage, defects, and issues resulting in power loss
- Focus on issues at the string, panel, module, or cell level
- Highlight relative temperature anomalies site-wide
- Perform a touchless inspection
- Complete yearly maintenance inspections in a fraction of the normal time
- Understand monthly or yearly power loss estimations based on issues found



AIROPORT



- 2D aerial site map with thermal & RGB imagery
- Clickable visual interface displays defect attributes
- Reporting dashboard provides defect details
- Power loss estimation tool
- All data provided via secure Airoport web portal



Specifications

- Up to 200 acre site (larger upon request)
- ≤ 1.5 inch pixel size
- 14 defect classifications for internal, external, mechanical, and string defects
- Airoport data portal is ready for customer review 3 days post flight
- Contact us for a quote

Contact

Jonathan Montague
jonathan@airovant.com
airovant.com

